




























**KING RACING**

HIGH PERFORMANCE BEARINGS

*The science of speed*

**2020-2021 RACING APPLICATION GUIDE**

## Choose The Right Material

	HP SERIES	XP SERIES	XPC SERIES	TFC SERIES	GPC SERIES
					
	aka Alecular™	aka pMaxBlack™	aka pMaxKote™	aka TOP FUEL	aka SILVER
Metal Structure	Bi-Metal Aluminum Silicon Alloy	Tri-Metal Copper-lead, Hardened Overlay	Tri-Metal Copper-lead, Hardened Overlay, Coated	Tri-Metal Strengthened Steel, Ductile Copper-lead, Coated	Tri-Metal Silver Overlay, Coated
Competition Type	For applications requiring a harder than Babbitt top layer to better resist extrusion & material migration (drag racing, monster truck, tractor pull). Also for all other applications using nodular cast iron crankshafts.	Circle track, drag racing, off-shore, and other applications using steel crankshafts.	Circle track, drag racing, off-shore, and other applications using steel crankshafts. Polymer Coated.	Top Fuel Dragster, Top Alcohol Dragster, Funny Car, Pro Mod	Diesel Performance, Sprint Cars
Load Characteristics	High load/short duration or medium load/long duration	High load/long duration	High load/long duration	Extra high load/short duration	Very high load/long duration
Melting Temperature	 450 F°	 350 F°	 350 F°	 480 F°	 350 F°
Load Capacity					
Conformability Embeddability					
Anti-seizure					
Special Attributes	Designed for high loads for short durations	Race geometrical features like U-groove™, ElliptiX™, RadiaLock™	pMaxKote™ polymer coating operates as a solid lubricant	Contains special ductile bronze, extra thick Babbitt & K-40 polymer	Lead-free copper, silver overlay & polymer coating

## Continuously pushing the limits

Today's race engines make more power than ever before. Yesterday's engine bearing load capacity no longer works today... and tomorrow's race engines will be even more powerful. There's a need to meet these demands with higher bearing design standards and improved materials.

King Racing's XP series of rod and main bearings was developed to meet these challenges through technologically advanced geometrical features and a unique metal structure. Together, they drive the industry to a new level of durability and performance.



**pMaxBlack™**

**Superior load capacity**

A unique tri-metal structure developed to meet the ongoing demand for increased engine bearing load capacity.

- 24% stronger overlay
- 17% more fatigue resistance
- SecureBond™ - A micro-etch process that improves multi-layer adhesion and structural integrity
- Compatible with all crankshafts


### Intermediate layer:

- Copper based alloy strengthened by 4.5% tin
- Industry's highest hardness level - 115HV
- Load capacity - 17,000 PSI

### Overlay:

- Strengthened by 5% copper
- Industry's highest hardness level - up to 18.1HV
- Fatigue resistance - 10,200 PSI

### Breakthrough hardening technology



King Racing's new hardening technology modifies the overlay's molecular structure and creates a fatigue resistant shield, capable of carrying 24% more load.




# King Racing Coating Solutions

## pMaxKote™

### King's factory applied nano-composite polymer coating


King's factory applied nano-composite polymer coating (pMaxKote™) is a revolutionary approach to coated bearings. It improves wear resistance and protects bearings during periods of marginal lubrication. pMaxKote™ contains ceramic nano-composite particles and solid lubricant. It functions as a fourth layer over the pMaxBlack™ tri-metal bearing structure without changing the original wall thickness dimensions.



## GPC - Silver Composite, Polymer Coated

### The solution for extreme loads

King's new GPC is a tri-metal material that handles 17,000 PSI compared to available race materials that peak at 11,000 PSI. GPC, the polymer coated version of the SV composite, features an intermediate lead-bronze layer over steel, topped by a silver overlay containing solid lubricant particles. GPC's polymer coating helps protect the bearings in case of oil starvation and metal-to-metal contact.



## TFC - Top Fuel Coated

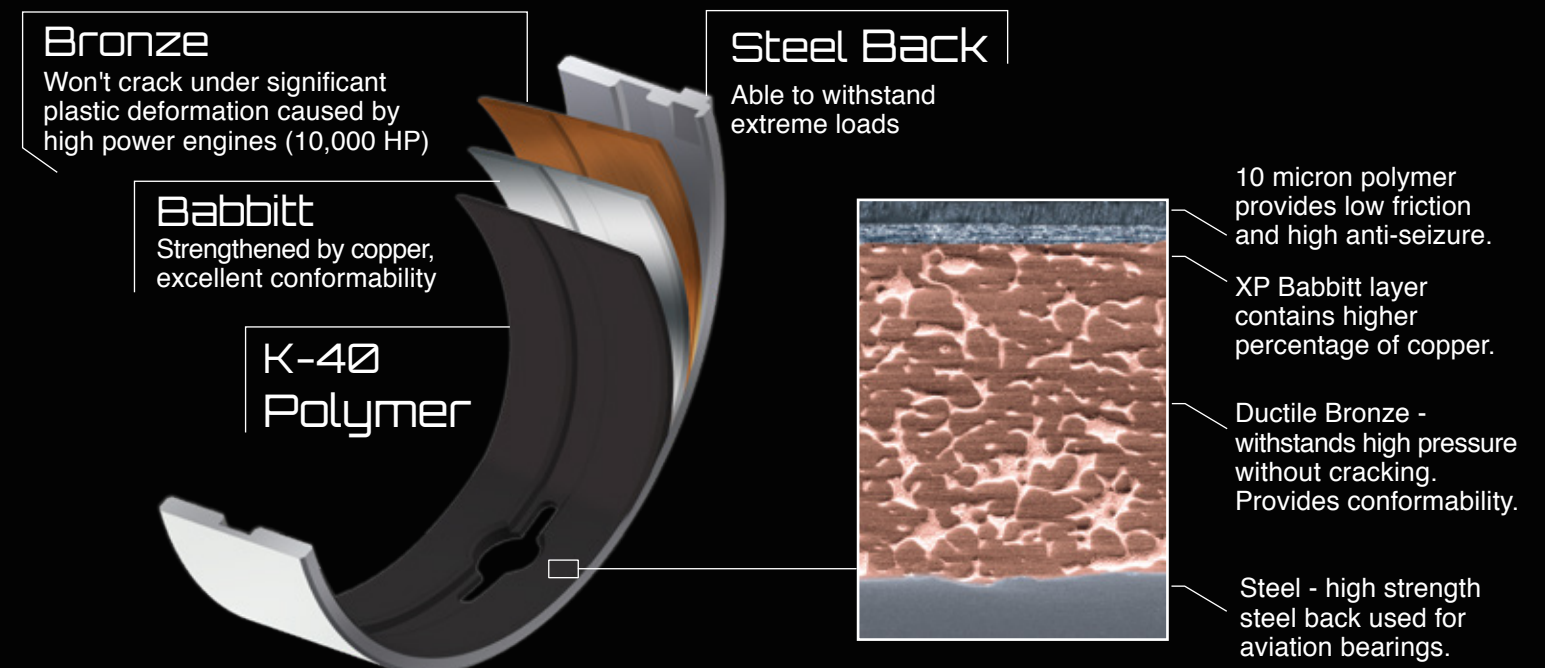
### Withstands the metal-to-metal extremes of drag racing

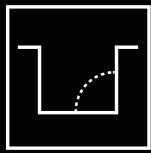
Ultra high horsepower developed in 500 cubic inch Top Fuel engines can cause havoc with regular engine bearings. Under heavy loads, engine bearings are required to resist fatigue and deformation. Any deformation or fatigue can cause the oil film to become weak and break down, allowing contact between the bearing and crankshaft surfaces. Maintaining a strong oil film is crucial to the life of any engine bearing.

By contrast, King TFC bearings are designed to withstand the metal-to-metal contact and extreme loading from 10,000 HP Top Fuel engines. Their unique metallurgic structure and composition were developed by King specifically for Top Fuel, Pro Mod and similar applications.

### Top fuel bearings with K-40 polymer coating

#### TFC Structure






## U-Groove™

Greater load surface

A unique oil groove design with a 90° groove shape. U-Groove™ increases bearing load capacity by expanding the effective surface area, while keeping oil flow capacity intact.

- Better load distribution across the bearing surface
- More stable hydrodynamic lubrication regime
- Greater bearing durability at high RPM's



## Bull's Eye Tolerance™


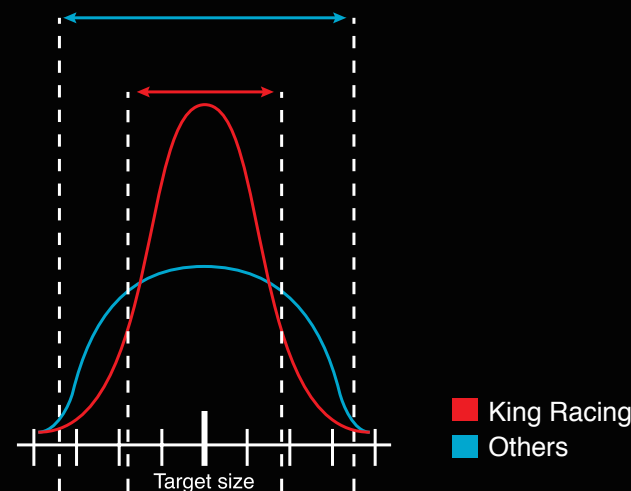
Perfect clearance in every set

**Bull's Eye Tolerance™** sets new standards in bearing thickness consistency. It outperforms the industry's wall thickness tolerance, ensuring the least thickness variation.

- No more purchasing multiple sets or "fishing" for bearings to reach the right clearance
- No need to grind cranks "fat" or "thin"
- No need to adjust housing diameter
- Less taper across the bearing face

## The most accurate clearance in the industry

### Wall Thickness Variation

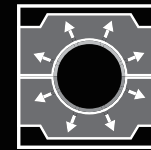



## ElliptiX™

Improved oil ingress

**ElliptiX™** is a newly designed oil slot / oil hole hybrid. It improves oil ingress without affecting the bearing's surface or compromising the load capacity.

- Increases oil passage capacity
- Higher oil supply reliability
- Eliminates need for custom- made oil hole enlargement



## RadiaLock™

Optimal crush height and heat transfer

**RadiaLock™** is an optimal crush height value determined by a robust R&D process that customizes each bearing crush height to its specific performance demands.

- Optimal press fit
- Improves bearing spin and fretting prevention
- Better heat transfer
- Reduces bearing and housing distortion



## EccentriX™

A superior hydrodynamic regime

**EccentriX™** is an optimized eccentricity value reached through elasto-hydrodynamic analysis and dynamic calculations. Each bearing's eccentricity value is custom designed to meet specific performance requirements.

- Better oil wedge formation
- More stable hydrodynamic lubrication regime
- Reduces vibration and wear
- Prevents oil film "wiping" under high RPM conditions
- Optimizes load distribution across the bearing surface



## Bearing Lug Innovation

### New lug-less bearing design

The growing trend among OE engine manufacturers to use robotic equipment for engine block assembly has eliminated their need for locating lugs in engine bearings.

The locating lug has no function in preventing the bearing from spinning. Engine bearings are retained in place as a result of the crush height - a parameter completely unaffected by the presence or absence of a locating lug.

This new lug-less bearing design leaves the aftermarket bearing installer without the traditional visual marker of the bearing location in its housing.



For aftermarket installers, placing a lug-less bearing into its correct position requires additional accuracy and attention to details. Shell and housing should be aligned for unimpeded oil hole orientation and for proper centering to avoid bearing-to-crank fillet ride.

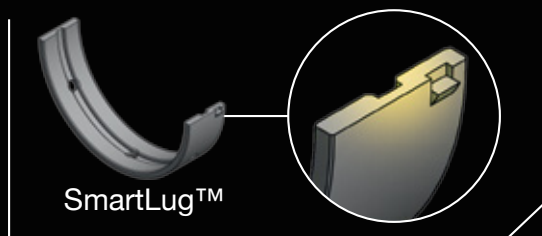
Generally, the proper initial procedure for installing a lug-less bearing is to line up the center of the bearing with the center of the connecting rod or main bore. Slight adjustments can then be performed for final optimal location.

## SmartLug™ by King

### Developed for high performance bearings

SmartLug™ prevents lug generated oil leaks and maintains full bearing surface in the parting line area for better load capacity and oil film distribution.

Traditional locating lug designs reduce available load carrying surface area and can cause oil leak paths, especially when located adjacent to an oil groove. SmartLug™ features a locating lug protruding only from the back of the bearing, leaving the bearing work surface intact.



## Powersports

### Unique tailor made solution for powersports vehicle racing & cruising

Following in-depth research on performance powersports engine needs, King is proud to introduce the industry's first high performance Powersports engine bearing line.

King's Powersports line utilizes pMaxBlack™, a superior performance bearing structure and overlay, developed by King specifically for professional race teams in various demanding race platforms such as NASCAR, drift, drag, rally and more.

### Smart design

King Powersports connecting rod bearings and main bearings are designed with tight, graded tolerances to preserve the exacting hydrodynamic regime required by high RPMs. They are available in thicker and thinner 5 grades of STD to produce less or more clearance as well as 5 grades of 0.25mm to fit ground/resized crankshafts! These bearings are perfectly suited for both on-track competition and touring/cruising riders.

**Want to make the most of your ride?  
Don't compromise with ordinary bearings...  
choose King Powersports bearings.**



### King 5 grade range for Powersports:

Make	Application	Years	King Nbr	Min Thickness	Max Thickness	OE Ref	Make	Application	Years	King Nbr	Min Thickness	Max Thickness	OE Ref				
Kawasaki	ZX-14	2006-2011	CR1710XP STD-1	1.472	1.476		Suzuki	GSX-R1000	2001-2011	CR1712XP STD-1	1.476	1.480	12164-41G01-0A0 12164-47H10-0A0				
			CR1710XP STD-2	1.476	1.480	92139-0131				CR1712XP STD-2	1.480	1.484	12164-40F00-0A0 12164-41G01-0B0 12164-47H10-0B0				
			CR1710XP STD-3	1.480	1.484	92139-0130				CR1712XP STD-3	1.484	1.488	12164-40F00-0B0 12164-41G01-0C0 12164-47H10-0C0				
			CR1710XP STD-4	1.484	1.488	92139-0129				CR1712XP STD-4	1.488	1.492	12164-41G01-0D0 12164-47H10-0D0				
			CR1710XP STD-5	1.488	1.492					CR1712XP STD-5	1.492	1.496					
		2006-2011	MB1336XP STD-1	1.486	1.490					2005-2008 2012-2016	MB1333XP STD-1	1.488	1.492	12229-41G00-0A0			
			MB1336XP STD-2	1.490	1.494						MB1333XP STD-2	1.492	1.496	12229-41G00-0B0			
			MB1336XP STD-3	1.494	1.498	92139-0133					MB1333XP STD-3	1.496	1.500	12229-41G00-0C0 12229-41G00-0D0			
			MB1336XP STD-4	1.498	1.502						MB1333XP STD-4	1.500	1.504	12229-41G00-0E0			
			MB1336XP STD-5	1.502	1.506												
			MB1337XP STD-1	1.486	1.490						Suzuki	Hayabusa GSX1300R	1999-2017	CR1711XP STD-1	1.480	1.484	12164-46E01-0A0
			MB1337XP STD-2	1.490	1.494									CR1711XP STD-2	1.484	1.488	12164-46E01-0B0
			MB1337XP STD-3	1.494	1.498	92139-0136								CR1711XP STD-3	1.488	1.492	12164-46E01-0C0
			MB1337XP STD-4	1.498	1.502									CR1711XP STD-4	1.492	1.496	12164-46E01-0D0
			MB1337XP STD-5	1.502	1.506									CR1711XP STD-5	1.496	1.500	
Kawasaki	ZX-14R	2012-	CR1710XP STD-1	1.472	1.476		2008-2017	MB1332XP STD-1	1.491	1.495	12229-15H00-0A0						
			CR1710XP STD-2	1.476	1.480	92139-0131 92139-0830		MB1332XP STD-2	1.495	1.499	12229-15H10-0B0						
			CR1710XP STD-3	1.480	1.484	92139-0130 92139-0829		MB1332XP STD-3	1.499	1.503	12229-15H10-0C0 12229-15H10-0D0						
			CR1710XP STD-4	1.484	1.488	92139-0828 92139-0129		MB1332XP STD-4	1.503	1.507	12229-15H00-0E0						
			CR1710XP STD-5	1.488	1.492			MB1332XP STD-5	1.507	1.511							
		2012-	MB1334XP STD-1	1.486	1.490												
			MB1334XP STD-2	1.490	1.494	92139-0740											
			MB1334XP STD-3	1.494	1.498	92139-0739											
			MB1334XP STD-4	1.498	1.502	92139-0738											
			MB1334XP STD-5	1.502	1.506												
			MB1335XP STD-1	1.486	1.490												
			MB1335XP STD-2	1.490	1.494	92139-0743											
			MB1335XP STD-3	1.494	1.498	92139-0742											
			MB1335XP STD-4	1.498	1.502	92139-0741											
			MB1335XP STD-5	1.502	1.506												

• King thickness values may differ from OE values by up to 0.004mm/.00015"  
• All Powersports bearings are also available in 5 grades of 0.25mm/.010"

Engine		Race Rod Bearing		Race Main Bearing		Thrust Washer	Cam Bearing
		Non-Coated	Polymer Coated	Non-Coated	Polymer Coated		
<b>CUSTOM</b>							
1	1.888" Rod Journal w/ 0.792" length	CR1708XPD (1 pair) CR8028XP (8 pairs)	CR1708XPDC (1 pair) CR8028XPC (8 Pairs) CR8028GPC (8 Pairs)				
2	327 Crank Journal w/ 350 rod	CR 867XPN					
3	Ford Stroker Kit Chevy 2.100" pin w/ .712" width	CR8005XP					
4	400 Spacer Bearing (use Chevy 350 crank in 400)			MB5224AM (spacer set)			
5	Top Fuel Engines Chrysler Hemi 3 Inch Main Journals				MB5650TFC20L (20 lowers, housing 3.1922-3.1930) MB5650TFC20U (20 uppers, housing 3.1922-3.1930) MB5860TFC20L (20 lowers, housing 3.1910-3.1915) MB5860TFC20U (20 uppers, housing 3.1910-3.1915)		
<b>ALFA ROMEO</b>							
6	1.3L DOHC 8v 101, 105/31, 115	CR4595XP		MB 511XP			
7	1.6L DOHC 8v 105	CR4595XP		MB 511XP			
8	1.8L DOHC 8v 105.48	CR4595XP		MB 511XP			
9	2.0L DOHC 8v AR016	CR4595XP		MB 511XP			
10	2.0L DOHC 8v AR64103, AR67201	CR4595XP		MB 511XP			
11	3.2L JTS V6 159, Brera, Spider	CR6826XP		MB4272XP			
<b>AUDI / VOLKSWAGEN</b>							
12	1.6L SOHC/OHC 8v AEA			MB5028XP		TW2010AM	
13	1.6L SOHC ABB, ABM, ADA, ADP, DT, JU, PP, RN, SA ('83-'01)	CR4104XP (w/ lug)		MB5566XP		TW2010AM	
14	1.6L 8v AFT	CR4104XP (w/ lug)		MB5269XP		TW2010AM	
15	1.6L SOHC/OHC 8v AKS	CR4104XP (w/ lug)		MB5269XP		TW2010AM	
16	1.6L 8v APF	CR4104XP (w/ lug)		MB5661XP		TW2010AM	
17	1.6L SOHC/OHC 8v AEH, AKL, AWH, AUR, AHL, ARM	CR4104XP (w/ lug)		MB5661XP		TW2010AM	
18	1.8L DOHC 20v AVC	CR4104XP (w/ lug)		MB5269XP		TW2010AM	
19	1.8L DOHC 20v AJL (till '99)	CR4104XP (w/ lug)		MB5566XP (360° oil groove in pos. 4) MB5269XP (180° oil groove)		TW2010AM	
20	1.8L DOHC 20v AJL (from '99)	CR4104XP (w/ lug)		MB5661XP		TW2010AM	
21	1.8L 20v APH	CR4104XP (w/ lug)		MB5269XP		TW2010AM	
22	1.8L SOHC 10v 4B, DR, DS, DZ, JN, JV, JW, NE, NP, PH, PM, PV, RS, RU, SF, SH ('82-'91)	CR4104XP (w/ lug)		MB5566XP		TW2010AM	
23	1.8L DOHC 20v AFY, ADR, ARK	CR4104XP (w/ lug)		MB5566XP (360° oil groove in pos. 4) MB5269XP (180° oil groove)		TW2010AM	
24	1.8L DOHC 20v AQE, ARH, AVV ('97-'04)	CR4104XP (w/ lug)		MB5269XP		TW2010AM	
25	1.8L DOHC Turbo AEB ('95-'01)			MB5566XP		TW2010AM	
26	1.8L DOHC Turbo AJQ, AMK, APP, APY, AQA, ARZ, AUL, BFV ('97-'06)			MB5661XP		TW2010AM	
27	1.8L DOHC Turbo AMB, ARX, ARY, AUM, AUQ, AVJ, AWT, BEX, BFB ('00->)	CR4597XP (w/o lug)		MB5661XP		TW2010AM	
28	1.8L 8v AAM, ANN, ANP, ADF	CR4104XP (w/ lug)		MB5661XP		TW2010AM	
29	1.8L DOHC 20v ARG, APT, ANB, APG, AWC, AGN, APX	CR4104XP (w/ lug)		MB5661XP		TW2010AM	
30	1.8L 20v BAM	CR4104XP (w/ lug)		MB5661XP		TW2010AM	
31	1.8L SOHC/OHC 8v ADZ	CR4104XP (w/ lug)		MB5661XP		TW2010AM	
32	2.0L 8v AGG, AKR, AWF, AWG	CR4104XP (w/ lug)		MB5269XP		TW2010AM	
33	2.0L SOHC 8v 3A, AAD, AAE, ABK, ABT, ADW ('88-'98)	CR4104XP (w/ lug)		MB5566XP		TW2010AM	
34	2.0L DOHC 16v 6A, ACE ('90-'96)	CR4104XP (w/ lug)		MB5566XP		TW2010AM	
35	2.0L DOHC 20v ALT ('00-'08)	CR4597XP (w/o lug)		MB5661XP		TW1004AM	
36	2.0L DOHC16v AWA, AXW, BMB ('00-'08)	CR4597XP (w/o lug)		MB5661XP		TW1004AM	
37	2.0L DOHC 16v Turbo AXX, BGB, BUL, BWA, BWE ('04->)	CR4597XP (w/o lug)		MB5661XP		TW1004AM	
38	2.0L 10v JL, PS, KP, RT, SK, SL	CR 505XP		MB 605XP		TW2009AM	
39	2.0L 20v NM	CR 505XP		MB 605XP		TW2009AM	

\* Normal street bearings \*\* HPT - Fluoropolymer Coated  
 • XPC pMaxKote, polymer coated • GPC silver based polymer coated • TFC Top Fuel/ Pro Mod, polymer coated

Engine		Race Rod Bearing		Race Main Bearing		Thrust Washer	Cam Bearing
		Non-Coated	Polymer Coated	Non-Coated	Polymer Coated		
40	2.0L SOHC/OHC, 10v HP, JS	CR 505XP		MB 605XP		TW2009AM	
41	2.0L 8v AXA, AUZ, AVA	CR4104XP (w/ lug)		MB5661XP		TW2010AM	
42	2.0L SOHC/OHC 8v AQY, AEG, BHY, ASU, APK	CR4104XP (w/ lug)		MB5661XP		TW1004AM	
43	2.2L SOHC/OHC 10v KM, KX, HY, HX, KU, KZ, PX, KV, JT	CR 505XP		MB 605XP		TW2009AM	
44	2.3L SOHC/OHC 10v NF, NG, PR, AAR	CR 505XP		MB 605XP		TW2009AM	
45	2.3L DOHC 20v 7A	CR 505XP		MB 605XP		TW2009AM	
46	2.5L 10v AAF, AEN, AET, AEU, AVT	CR 505XP		MB 605XP		TW2009AM	
47	2.5L SOHC/OHC 10v ACU, APL	CR 505XP		MB 605XP		TW2009AM	
48	2.8L VR6 R30 AAA, AES, AQP, AUE, AYL, BDE	CR6764XP		MB7089XP			
49	3.2L VR6 R32 AZZ, AXJ, BDL, BFH, BJS, BKK, BKJ, BUB, CFLA	CR6764XP		MB7089XP			
50	4.2L Audi R8 / RS6 FSI V8	CR 227XP	CR 227XPC	MB1322XP	MB1322XPC		
51	5.2L Audi R8 V10 / Lamborghini Galardo / Huracan V10	CR 227XP	CR 227XPC	MB1322XP	MB1322XPC		
<b>BMW</b>							
52	1.6L DOHC 16v N13B16A	CR4633XP		MB5758XP			
53	1.6L DOHC 16v N12, N14, N16, N18B16 Mini (Prince)	CR4633XP		MB5758XP			
54	1.6L SOHC 8v M40B16, M43B16	CR4042XP		MB5082XP			
55	1.6L SOHC 16v W10B16 Mini Cooper	CR4537XP		MB5667SI*			
56	1.6L SOHC 16v Supercharged W11B16 Mini Cooper	CR4600XP		MB5667SI*			
57	1.8L SOHC/DOHC 8v/16v M40B18, M42B18, M43B18	CR4042XP		MB5082XP			
58	1.9L SOHC/DOHC 8v/16v M43B19, M44B19	CR4042XP		MB5082XP			
59	2.0L DOHC 16v S14B20	CR4596XP					
60	2.0L SOHC/DOHC 12v/24v M20B20, M50B20, M52B20	CR6640XP	CR6640XPC	MB7039XP	MB7039XPC		
61	2.0L DOHC 16v N20B20, N26B20		CR 222GPC				
62	2.0L DOHC 16v N47D2001	CR1658SV*					
63	2.2L DOHC 24v M54B22	CR6640XP	CR6640XPC	MB7039XP	MB7039XPC		
64	2.3L DOHC 16v S14B23	CR4596XP					
65	2.3L SOHC 12v M20B23	CR6640XP	CR6640XPC	MB7039XP	MB7039XPC		
66	2.4L SOHC/OHC 12v M21D24 Turbo Diesel	CR1689SV*					
67	2.5L DOHC 16v S14B25	CR4596XP					
68	2.5L SOHC/DOHC 12v/24v M20B25, M50B25, M52B25, M54B25	CR6640XP	CR6640XPC	MB7039XP	MB7039XPC		
69	2.7L SOHC/DOHC 12v/24v M20B27, M50B27	CR6640XP	CR6640XPC	MB7039XP	MB7039XPC		
70	2.8L DOHC 24v M52B28, M52B28TU DOHC 24v	CR6640XP	CR6640XPC	MB7039XP	MB7039XPC		
71	3.0L DOHC 24v M54B30	CR6640XP	CR6640XPC	MB7039XP	MB7039XPC		
72	3.0L DOHC 24v N57D30TU	CR1658SV*					
73	3.0L DOHC 24v S50B30 Euro	CR6854XP		MB7039XP	MB7039XPC		
74	3.0L DOHC 24v N54B30 / N55B30		CR 222GPC	MB7776SI*			
75	3.2L DOHC 24v S50B32	CR6853XP		MB7039XP	MB7039XPC		
76	3.2L DOHC 24v S52B32	CR6640XP	CR6640XPC	MB7039XP	MB7039XPC		
77	3.2L DOHC 24v S54B32	CR6877XP	CR6877XPC	MB7039XP	MB7039XPC		
78	4.0L DOHC 32v S65B40A		CR 224GPC	MB5803XP			
79	4.4L V8 DOHC 32v N62B44, N63B44, S63B44		CR8049GPC (-2011) CR8050GPC (2011-)	MB5801SM* (-2011)			
80	4.8L V8 DOHC 32v N62B48		CR8049GPC (-2011) CR8050GPC (2011-)				
81	5.0L DOHC 40v S85B50A		CR 224GPC	MB 637XP			
<b>CHRYSLER</b>							
82	2.4L 16v G4KC, F4KE "World Engine"	CR4668XP		MB5707SI*		TW1050AM	
83	2.4L 146 DOHC 16v EDZ SRT4 ('02-'05)	CR4256XP		MB5270XP			
84	3.5L 215 OHV 12v	CR6672XP		MB7723XP			
85	4.0L 245 OHV 12v	CR6672XP		MB7723XP			
86	4.3L 265 OHV 12v	CR6672XP		MB7723XP			
87	4.5L 273 OHV 16v V8	CR 805XPN	CR 805XPNC	MB 558XP	MB 558XPC		CS 512HP
88	5.2L 318 OHV 16v V8	CR 805XPN	CR 805XPNC	MB 558XP	MB 558XPC		CS 512HP
89	5.6L 340 OHV 16v V8	CR 805XPN	CR 805XPNC	MB 558XP	MB 558XPC		CS 512HP
90	5.7L 345 OHV 16v V8 Hemi ('03->)	CR8032XPN	CR8032XPNC	MB5840XP	MB5840XPC	TW1003AM	

\* Normal street bearings \*\* HPT - Fluoropolymer Coated  
 • XPC pMaxKote, polymer coated • GPC silver based polymer coated • TFC Top Fuel/ Pro Mod, polymer coated





Engine	Race Rod Bearing		Race Main Bearing		Thrust Washer	Cam Bearing
	Non-Coated	Polymer Coated	Non-Coated	Polymer Coated		
91	5.7L 350 OHV 16v V8	CR 806HPND CR 806XPND CR 863HPN (16 uppers)	CR 806XPND	MB 555HP		
92	5.9L 360 OHV 16v V8	CR 805XPN	CR 805XPNC	MB 517XP	MB 517XPC	CS 512HP
93	5.9L 361 OHV 16v V8	CR 806HPND CR 806XPND CR 863HPN (16 uppers)	CR 806XPND	MB 555HP		
94	6.1L 370 OHV 16v V8 Hemi ('05->)	CR8032XPN	CR8032XPNC	MB5840XP	MB5840XPC	TW1003AM
95	6.3L 383 OHV 16v V8	CR 806HPND CR 806XPND CR 863HPN (16 uppers)	CR 806XPND	MB 555HP		
96	6.4L 392 OHV 16v V8 Hemi	CR8032XPN	CR8032XPNC	MB5840XP	MB5840XPC	TW1003AM
97	6.6L 400 OHV 16v V8	CR 806HPND CR 806XPND CR 863HPN (16 uppers)	CR 806XPND	MB 555HP		
98	6.7L 413 OHV 16v V8	CR 806HPND CR 806XPND CR 863HPN (16 uppers)	CR 806XPND			
99	7.0L 426 OHV 16v V8	CR 806HPND CR 806XPND CR 863HPN (16 uppers)	CR 806XPND	MB5116HP (multi-bored contoured wall) MB5116SI* (non contoured wall) MB5116XP (multi-bored contoured wall)	MB5116XPC (multi-bored contoured wall)	CS 533HP
100	7.0L 426 OHV 16v V8 Hemi	CR 806HPND CR 806XPND CR 863HPN (16 uppers)	CR 806TFC (narrow, dowel hole) CR 806TFC32L (narrow, dowel hole) CR 806TFC32U (narrow) CR 806XPND	MB5116HP (multi-bored contoured wall) MB5116SI* (non contoured wall) MB5116XP (multi-bored contoured wall)	MB5116TFC MB5116TFC6LF (6 flange lowers) MB5116TFC6UF (6 flange uppers) MB5116TFC24L (24 lowers) MB5116TFC24U (24 uppers) MB5116XPC (multi-bored contoured wall)	CS 533HP
101	7.2L 440 OHV 16v V8	CR 806HPND CR 806XPND CR 863HPN (16 uppers)	CR 806TFC (narrow, dowel hole) CR 806TFC32L (narrow, dowel hole) CR 806TFC32U (narrow) CR 806XPND	MB5116HP (multi-bored contoured wall) MB5116SI* (non contoured wall) MB5116XP (multi-bored contoured wall)	MB5116TFC MB5116TFC6LF (6 flange lowers) MB5116TFC6UF (6 flange uppers) MB5116TFC24L (24 lowers) MB5116TFC24U (24 uppers) MB5116XPC (multi-bored contoured wall)	CS 533HP
<b>DODGE/CUMMINS</b>						
102	5.9L B series		CR1035GPC		MB7009GPC (single flange upper)	
103	6.7L B series				MB7009GPC (single flange upper)	
<b>FORD</b>						
104	1.3L OHV 8v 2735E, 711M X Flow, 751M	CR 410XP		MB 512XP		
105	1.5L, 1.6L OHV 8v 116E Lotus, Kent Engine	CR 410XP		MB 512XP		
106	1.6L, 1.7L BDA, BDB, BDC, BDD	CR4540XP		MB 512XP		
107	1.6L 4 Cyl Duratec (Fiesta, Focus)	CR4365XP		MB5009XP		
108	1.6L 4 Cyl. Ecoboost Turbo	CR4365XP				
109	2.0L DOHC 16v YB	CR4440XP		MB5672XP	TW2022CP	
110	2.0L DOHC 16v Duratec	CR4515XP (for 47mm journal)		MB5442XP		
111	2.0L, 2.3L DOHC 16v Ecoboost	CR4604XP (for 52mm journal)		MB5442XP		
112	2.3L DOHC 16v Duratec	CR4507XP (for 50mm journal)		MB5442XP		
113	2.3L 140 Inline 4 SOHC 8v 2300 Stroker			MB 582XP (-1990, for 2.591" housing) MB5278XP (1989-, for 2.397" housing)		
114	2.4L 144 OHV 12v Inline 6 Falcon	CR 618XP				
115	2.5L Turbo HYDA	CR 509XP		MB 612XP		
116	2.8L 170 OHV 12v Inline 6 Falcon	CR 618XP				
117	3.1L 188 OHV 12v Inline 6 Falcon	CR 618XP				
118	3.3L 200 OHV 12v Inline 6	CR 618XP		MB7703XP		
119	3.5L Ecoboost V6	CR6895XP		MB4549XP		
120	4.0L DOHC 24v (Incl. Turbo) Inline 6	CR 618XP		MB7063XP MB7790XP (2 flanged halves)		


\* Normal street bearings \*\* HPT - Fluoropolymer Coated  
 • XPC pMaxKote, polymer coated • GPC silver based polymer coated • TFC Top Fuel/ Pro Mod, polymer coated

Engine	Race Rod Bearing		Race Main Bearing		Thrust Washer	Cam Bearing
	Non-Coated	Polymer Coated	Non-Coated	Polymer Coated		
121	4.0L SOHC 12v EB-ED, EF-EL	CR 618XP		MB7703XP		
122	4.0L SOHC 12v Intech	CR 618XP		MB7063XP MB7790XP (2 flanged halves)		
123	4.1L 250 OHV 12v Inline 6	CR 618XP		MB7750SI*		
124	4.3L 260 OHV 16v V8	CR 804HPN CR 804XPNC	CR 804XPNC	MB 529HP MB 529XP	MB 529XPC	CS 514HP CS 514HPT**
125	4.6L SOHC 16v Cast Iron Block, Romeo Vin W ('91-'10), X ('96-'04), V ('06-'10)	CR 868HPN CR 868XPNC	CR 868XPNC	MB5353HP MB5353XP (upper shell centered lug)	MB5353XPC (upper shell centered lug)	lower flange 1 thrust washer CS 604BB
126	4.6L SOHC 16v Windsor Vin 6 ('96-'03), W ('93-'10), X ('96-'04)	CR 868HPN CR 868XPNC	CR 868XPNC	MB5280HP MB5280XP	MB5280XPC	Set contains 3 thrust washers CS 604BB
127	4.6L SOHC 24v Aluminum Block Vin 8 ('06-'10), H ('05-'10)	CR 868HPN CR 868XPNC	CR 868XPNC	MB5283HP MB5283XP (upper shell offset lug)	MB5283XPC (upper shell offset lug)	lower flange 1 thrust washer CS 606BB
128	4.6L DOHC 32v Aluminum Block Vin H, R, V, Y ('96-'05)	CR 868HPN CR 868XPNC	CR 868XPNC	MB5283HP MB5283XP (upper shell offset lug)	MB5283XPC (upper shell offset lug)	lower flange 1 thrust washer CS 605BB (DOHC, -1996) CS 606BB (1996-)
129	4.7L 289 OHV 16v V8	CR 804HPN CR 804XPNC	CR 804XPNC	MB 529HP MB 529XP	MB 529XPC	CS 514HP CS 514HPT**
130	5.0L 302 OHV 16v V8 Windsor	CR 804HPN CR 804XPNC	CR 804XPNC	MB 529HP MB 529XP	MB 529XPC	CS 514HP CS 514HPT**
131	5.0L 302 DOHC 32v V8 Coyote ('11-'13)	CR 868HPN CR 868XPNC	CR 868XPNC	MB5734XP	MB5734XPC	set contains thrust washers
132	5.4L SOHC 16v Windsor Vin 3 ('99-'04), L ('97-'10), Z ('98-'04)	CR 868HPN CR 868XPNC	CR 868XPNC	MB5280HP MB5280XP	MB5280XPC	set contains 3 thrust washers
133	5.4L SOHC 24v Windsor Vin 5 ('04-'10), V ('06-'10)	CR 868HPN CR 868XPNC	CR 868XPNC	MB5280HP MB5280XP	MB5280XPC	set contains 3 thrust washers
134	5.4L DOHC 32v In Tech Windsor Vin A ('99-'02), R ('01-'04)	CR 868HPN CR 868XPNC	CR 868XPNC	MB5280HP MB5280XP	MB5280XPC	set contains 3 thrust washers
135	5.8L GT500 Shelby Aluminum Block	CR 868HPN CR 868XPNC	CR 868XPNC	MB5824XP	MB5824XPC	set contains 3 thrust washers
136	5.8L 351 OHV 16v V8 Cleveland	CR 813XPN		MB5503HP MB5503XP		CS 516HP
137	5.7L 351 OHV 16v V8 Windsor	CR 814XPN		MB5505XP (1977-1988)		CS 514HP CS 514HPT**
138	6.2L 377 OHV 16v V8 Cleveland Stroker 2.100" pin w/ .712" width	CR8005XP		MB5503HP MB5503XP		
139	7.0L 429	CR 874HP		MB5650HP (multi-bored) MB5650XP (multi-bored)	MB5650TFC (1/2 groove) MB5650TFC20L (20 lowers) MB5650TFC20U (20 uppers) MB5650XPC (multi-bored)	CS 517HP CS 517HPT**
140	7.5L 460	CR 874HP		MB5650HP (multi-bored) MB5650XP (multi-bored)	MB5650TFC (1/2 groove) MB5650TFC20L (20 lowers) MB5650TFC20U (20 uppers) MB5650XPC (multi-bored)	CS 517HP CS 517HPT**
<b>GENERAL MOTORS</b>						
141	2.0L, 2.2L, 2.4L 16v DOHC Ecotec	CR4363XP	CR4363XPC	MB5413CP*		
142	2.8L, 3.0L, 3.2L, 3.6L HFV6, LAU, LP1, LP9, LF1, LFX, LLT, LY7, 10HMA	CR6826XP		MB4272XP		
143	3.8L OHV 12v V6	CR6618XP				
144	3.8L 231 OHV 12v V6	CR6664XP		MB5737XP (contains additional lowers to fit different applications)		
145	265, 283, 302, 327 OHV 16v V8 ('62-'67) 2.000" Small Journal	CR 803HPN CR 803XPNC	CR 803XPNC	MB 554XP		CS 507HP CS 507HPT** (1964-1967) CS 534HP CS 534HPT** (1955-1963)
146	262, 265, 267, 302, 305, 307, 327, 350 OHV 16v V8 Small Block ('68-'96) 2.100" Large Journal	CR 807HPN CR 807XPNC	CR 807XPNC	MB 557HP MB 557XP	MB 557GPC MB 557XPC	CS 507HP CS 507HPT**

\* Normal street bearings \*\* HPT - Fluoropolymer Coated  
 • XPC pMaxKote, polymer coated • GPC silver based polymer coated • TFC Top Fuel/ Pro Mod, polymer coated

Engine	Race Rod Bearing		Race Main Bearing		Thrust Washer	Cam Bearing
	Non-Coated	Polymer Coated	Non-Coated	Polymer Coated		
147	348, 409 OHV 16v V8	CR 808HPN CR 808HPND CR 808XPN CR 808XPND	CR 808TFC CR 808TFC32L CR 808TFC32U CR 808XPNC CR 808XPND			
148	LS series 4.8L OHV 16v Vortec 5.3L OHV 16v Vortec 5.7L OHV 16v 6.0L OHV 16v (also Vortec) 6.2L OHV 16v (also Vortec)	CR 807HPN CR 807HPND CR 807XPN CR 807XPND	CR 807XPNC CR 807XPND	MB1328XP (individual thrust bearing pair) MB5013HP MB5013XP	MB5013XPC	CS5503HP CS5503HPT** (1997-2003) CS5510HP CS5510HPT** (2003-2010) CS5171HP CS5171HPT** (2006-2013 .775" wide)
149	Dart LS Next Block	CR 807HPN CR 807HPND CR 807XPN CR 807XPND	CR 807XPNC CR 807XPND	MB5777XP		CS5172HP CS5172HPT**
150	325, 350, 389, 400 Pontiac 3" main			MB5511HP MB5511XP		
151	6.2L, 16v V8 LT1, LT4, L86 (Gen V)	CR8057XPN	CR8057XPNC	MB5838XP	MB5838XPC	
152	366, 396, 402, 454, 502 OHV 16v V8 Big Block	CR 808HPN CR 808HPND CR 808XPN CR 808XPND	CR 808TFC (narrow, dowel hole) CR 808TFC32L (narrow, dowel hole) CR 808TFC32U (narrow) CR 808XPNC CR 808XPND	MB 556HPN MB 556XPN MB1124HP (individual thrust bearing pair)	MB 556TFC MB 556TFC6LF (6 flange lowers) MB 556TFC6UF (6 flange uppers) MB 556TFC24L (24 lowers) MB 556TFC24U (24 uppers) MB 556XPNC	CS 524HP CS 524HPT**
153	400 OHV 16v V8 Small Block	CR 807HPN CR 807HPND CR 807XPN CR 807XPND	CR 807XPNC CR 807XPND	MB 509HP MB 509XP	MB 509GPC MB 509XPC	CS 507HP CS 507HPT**
154	403 6.6L Turbo 32v V8 Duramax		CR8037GPC (connecting rods marked B) CR8059GPC (connecting rods marked A)		MB5724GPC MB5848GPC (housing +0.040")	TW 312AM
155	421 6.9L OHV 16v			MB5849HP		
156	428 7.0L OHV 16v			MB5849HP		
157	455 7.5L OHV 16v			MB5849HP		
<b>HOLDEN</b>						
158	138 OHV 12v Red Motor	CR6649XP				
159	149 OHV 12v Red Motor	CR6649XP				
160	161 OHV 12v Red Motor	CR6649XP				
161	173 OHV 12v Red Motor	CR6649XP				
162	179 OHV 12v	CR6649XP				
163	186 OHV 12v Red Motor	CR6649XP				
164	174 OHV 12v Blue Motor	CR6649XP		MB7704XP		
165	202 OHV 12v Red/Blue/Black Motor	CR6649XP		MB7704XP		
166	204 3.3L OHV 12v Holden LG7	CR6664XP		MB5737XP (contains additional lowers to fit different applications)		
167	231 3.8L OHV 12v Holden LN3, L27, L36, L67, L32	CR6664XP		MB5737XP (contains additional lowers to fit different applications)		
168	253 OHV 16v Red/Blue Motor	CR8007XP		MB5381XP		
169	3.0L, 3.2L, 3.6L Alloytec HFV6, LF1, 10HMA, LLT, LY7	CR6826XP		MB4272XP		
170	308 OHV 16v Red/Blue Motor	CR8007XP		MB5381XP		
171	308 5.0L EFI OHV 16v	CR8007XP		MB5381XP		
172	348 OHV 16v Gen III LS1	CR 807HPN CR 807HPND CR 807XPN CR 807XPND	CR 807XPNC CR 807XPND	MB1328XP (individual thrust bearing pair) MB5013HP MB5013XP	MB5013XPC	
173	6.0L OHV 16v Gen IV L76, L98, LS2	CR 807HPN CR 807HPND CR 807XPN CR 807XPND	CR 807XPNC CR 807XPND	MB1328XP (individual thrust bearing pair) MB5013HP MB5013XP	MB5013XPC	
174	6.2L OHV 16v Gen IV LS3	CR 807HPN CR 807HPND CR 807XPN CR 807XPND	CR 807XPNC CR 807XPND	MB1328XP (individual thrust bearing pair) MB5013HP MB5013XP	MB5013XPC	
<b>HONDA</b>						
175	1.5L SOHC 8v/16v D15B, D15Z	CR4046XP	CR4046XPC	MB5244AM*		TW 110AM

\* Normal street bearings \*\* HPT - Fluoropolymer Coated  
 • XPC pMaxKote, polymer coated • GPC silver based polymer coated • TFC Top Fuel/ Pro Mod, polymer coated

Engine	Race Rod Bearing		Race Main Bearing		Thrust Washer	Cam Bearing
	Non-Coated	Polymer Coated	Non-Coated	Polymer Coated		
176	1.6L DOHC 16v B16A	CR 439XP CR 439XPD	CR 439XPC CR 439XPDC	MB5259XP	MB5259XPC	TW 140AM
177	1.6L SOHC/DOHC 16v D16A, D16B	CR4046XP	CR4046XPC	MB5568XP		TW 140AM
178	1.6L SOHC 16v D16W	CR4046XP	CR4046XPC	MB5568XP		TW 140AM
179	1.6L SOHC/DOHC 16v D16Y, D16Z	CR4046XP	CR4046XPC	MB5568XP		TW 140AM
180	1.6L SOHC/DOHC 8v/16v ZC	CR4046XP	CR4046XPC	MB5568XP		TW 140AM
181	1.7L DOHC 16v B17A1	CR 439XP CR 439XPD	CR 439XPC CR 439XPDC	MB5259XP	MB5259XPC	TW 140AM
182	1.7L SOHC 16v D17A, D17Z	CR4512SI*		MB5568XP		TW 140AM
183	1.8L SOHC 12v A18A	CR 439XP CR 439XPD	CR 439XPC CR 439XPDC	MB5168XP (for 50mm journal)		TW 110AM
184	1.8L DOHC 16v B18A1	CR 439XP CR 439XPD	CR 439XPC CR 439XPDC	MB5259XP	MB5259XPC	TW 140AM
185	1.8L DOHC 16v B18B1, B18B2	CR 439XP CR 439XPD	CR 439XPC CR 439XPDC	MB5259XP	MB5259XPC	TW 140AM
186	1.8L DOHC VTEC 16v B18C1, B18C5	CR4287XP CR4287XPD	CR4287XPDC	MB5259XP	MB5259XPC	TW 140AM
187	1.8L SOHC 12v ES, ET	CR 439XP CR 439XPD	CR 439XPC CR 439XPDC	MB5168XP (for 50mm journal)		TW 110AM
188	1.8L SOHC 16v F18B	CR 439XP CR 439XPD	CR 439XPC CR 439XPDC	MB5168XP (for 50mm journal)		TW 152AM
189	2.0L SOHC 12v A20A	CR 439XP CR 439XPD	CR 439XPC CR 439XPDC	MB5168XP (for 50mm journal)		TW 110AM
190	2.0L SOHC 12v B20A3	CR 439XP CR 439XPD	CR 439XPC CR 439XPDC	MB5568XP		TW 140AM
191	2.0L DOHC 16v B20A5	CR4033XP		MB5568XP		TW 140AM
192	2.0L DOHC 16v B20B3, B20B8	CR4287XP CR4287XPD	CR4287XPDC	MB5259XP	MB5259XPC	TW 140AM
193	2.0L DOHC 16v B20B4, B20Z2	CR4046XP	CR4046XPC	MB5259XP	MB5259XPC	TW 140AM
194	2.0L SOHC 16v F20B	CR 439XP CR 439XPD	CR 439XPC CR 439XPDC	MB5168XP (for 50mm journal)		TW 152AM
195	2.0L DOHC 16v F20C	CR4033XP		MB5673XP		TW 140AM
196	2.0L DOHC 16v K20A2, K20Z1	CR4542XP CR4542XPD	CR4542XPC CR4542XPDC	MB5259XP	MB5259XPC	TW 140AM
197	2.0L DOHC 16v K20A3	CR4541XP		MB5259XP	MB5259XPC	TW 140AM
198	2.1L DOHC 16v B21A1	CR4033XP		MB5568XP		TW 140AM
199	2.2L DOHC 16v F22C	CR4033XP		MB5673XP		TW 140AM
200	2.2L DOHC 16v H22A4, H22Z	CR4033XP		MB5568XP		TW 140AM
201	2.2L DOHC 16v H22A1	CR4033XP		MB5168XP (for 50mm journal)		TW 152AM
202	2.2L SOHC 16v F22A1, F22A4, F22B1, F22B2, F22B6, F22A6	CR4033XP		MB5168XP (for 50mm journal)		TW 152AM
203	2.3L DOHC 16v H23A1	CR4033XP		MB5168XP (for 50mm journal)		TW 152AM
204	2.3L SOHC 16v F23A, F23Z	CR4541XP		MB5568XP		TW 140AM
205	2.4L DOHC 16v K24A, K24Z1	CR4542XP CR4542XPD	CR4542XPC CR4542XPDC	MB5259XP	MB5259XPC	TW 140AM
206	3.2L SOHC 24v J32	CR6837XP		MB4508XP		
207	3.5L SOHC 24v J35	CR6837XP		MB4508XP		
<b>HYUNDAI</b>						
208	2.4L 16v G4KC, F4KE "World Engine"	CR4668XP		MB5707SI*		TW1050AM
209	2.0L 16v G4KF	CR4634XP		MB5771XP		
<b>IHC TRACTOR</b>						
210	IHC Tractor 5.9L DT361	CR1629XP		MB7747XP		
211	IHC Tractor 6.7L DT407	CR1629XP		MB7747XP		
<b>JAGUAR</b>						
212	2.8L XJ6	CR 697XP		MB 788XP		
213	3.4L XK6	CR 697XP		MB 788XP		
214	3.8L MK, XK	CR 697XP		MB 788XP		
215	4.2L XJ	CR 697XP		MB 771XP		
<b>KAWASAKI</b>						
216	1.4L ZX-14	 CR1710XP STD-1/2/3/4/5 CR1710XP0.25-1/2/3/4/5 (graded)		MB1336XP STD-1/2/3/4/5 MB1336XP0.25-1/2/3/4/5 (graded, location #1,3,5) MB1337XP STD-1/2/3/4/5 MB1337XP0.25-1/2/3/4/5 (graded, location #2,4)		

\* Normal street bearings \*\* HPT - Fluoropolymer Coated  
 • XPC pMaxKote, polymer coated • GPC silver based polymer coated • TFC Top Fuel/ Pro Mod, polymer coated



Engine	Race Rod Bearing		Race Main Bearing		Thrust Washer	Cam Bearing
	Non-Coated	Polymer Coated	Non-Coated	Polymer Coated		
217 1.4 ZX-14R (ZXR 1400)	CR1710XP STD-1/2/3/4/5 CR1710XP0.25-1/2/3/4/5 (graded)		MB1334XP STD-1/2/3/4/5 MB1334XP0.25-1/2/3/4/5 (graded, location #1,3,5) MB1335XP STD-1/2/3/4/5 MB1335XP0.25-1/2/3/4/5 (graded, location #2,4)			
<b>LADA</b>						
218 12L, 1.5L 1973-	CR4007XP		MB5546XP			
<b>LANCIA</b>						
219 2.0L 8v/16v Delta HF Integrale	CR4601XP		MB5730XP			
<b>MAZDA</b>						
220 1.5L DOHC 16v ZL-VE	CR4002XP		MB5304XP		TW 133AM	
221 1.5L DOHC 16v Z5-DE			MB5304XP		TW 133AM	
222 1.6L SOHC 8v B6, B6F	CR4002XP		MB5304XP		TW 133AM	
223 1.6L DOHC 16v B6D	CR4002XP		MB5304XP		TW 133AM	
224 1.6L DOHC 16v Turbo B6-T	CR4002XP		MB5304XP		TW 133AM	
225 1.6L SOHC 16v B6-2E/ME	CR4002XP		MB5304XP		TW 133AM	
226 1.6L DOHC 16v ZM-DE	CR4002XP		MB5304XP		TW 133AM	
227 1.6L DOHC ZMD	CR4002XP		MB5304XP		TW 133AM	
228 1.8L SOHC 16v BP	CR4002XP		MB5304XP		TW 133AM	
229 1.8L DOHC 16v BP-T	CR4002XP		MB5304XP		TW 133AM	
230 1.8L DOHC 16v BPD	CR4002XP		MB5304XP		TW 133AM	
231 1.8L DOHC 16v BP-Z3	CR4002XP		MB5304XP		TW 133AM	
232 1.8L DOHC 16v Turbo BP-4W, BP-Z3T, BP-ZE	CR4002XP		MB5304XP		TW 133AM	
233 2.0L DOHC 16v LF MZR	CR4515XP (for 47mm journal)		MB5442XP			
234 2.3L DOHC 16v L3-VDT MZR DISI Turbo Duratec	CR4604XP (for 52mm journal)		MB5442XP			
235 2.3L DOHC 16v Duratec, MZR L3V, MZR L3X, Duratec Hybrid	CR4507XP (for 50mm journal)		MB5442XP			
<b>MITSUBISHI</b>						
236 1.5L DOHC 16v 4G91	CR4119XP		MB5176XP		TW 143AM	
237 1.6L SOHC 8v 4G32/G32B	CR4481XP	CR4481XPC	MB5227XP			
238 1.6L DOHC 16v (Incl. Turbo) 4G61, 4G61-T	CR4481XP	CR4481XPC	MB5227XP			
239 1.6L SOHC/DOHC 16v 4G92	CR4119XP		MB5176XP		TW 143AM	
240 1.7L SOHC 8v 4G35	CR4481XP	CR4481XPC	MB5227XP			
241 1.8L SOHC 8v 4G37	CR4481XP	CR4481XPC	MB5227XP			
242 1.8L SOHC/DOHC (Incl. Turbo) 4G93, 4G93-T	CR4119XP		MB5176XP		TW 143AM	
243 1.8L SOHC 8v (Incl. Turbo) 4G62/G62B, G62BT	CR4481XP	CR4481XPC	MB5227XP			
244 1.8L SOHC 8v Diesel 4D65	CR4481XP	CR4481XPC	MB5227XP			
245 1.8L SOHC 8v Turbo Diesel 4D65-T	CR4481XP	CR4481XPC	MB5227XP			
246 2.0L SOHC 8v Diesel 4D68	CR4120XP	CR4120XPC	MB5315XP	MB5315XPC		
247 2.0L 4G63 (->92)	CR4481XP	CR4481XPC	MB5227XP			
248 2.0L 4G63 EVO I-IV ('92->)	CR4120XP	CR4120XPC	MB5209XP (with flange) MB5315XP	MB5315XPC	TW 173AM	
249 2.0L DOHC 16v Turbo 4B11T Evo X ('07->)	CR4586XP	CR4586XPC	MB5722XP	MB5722XPC	TW1050AM	
250 2.0L 4G94	CR4607XP		MB5176XP		TW 143AM	
251 2.4L 4G64 EVO I-IV ('92->)	CR4120XP	CR4120XPC	MB5209XP (with flange) MB5315XP	MB5315XPC	TW 173AM	
252 2.4L 4G64 EVO V-IX ('97-'07)	CR4120XP	CR4120XPC	MB5315XP	MB5315XPC	TW 173AM	
253 2.4L 4G64 (->92)	CR4481XP	CR4481XPC	MB5227XP			
254 2.4L DOHC 16v 4G69	CR4120XP	CR4120XPC	MB5315XP	MB5315XPC	TW 173AM	
255 2.5L SOHC 24v 6G73	CR6629XP		MB 458XP			
256 3.0L SOHC 12v, 24v 6G72, 6G72T	CR6629XP		MB 458XP			
<b>NISSAN</b>						
257 1.6L DOHC 16v CA16DE	CR 407XP		MB5232XP			
258 1.6L DOHC 16v CA16DET, CA20ET	CR 407XP		MB5232XP			
259 1.7L SOHC 8v Diesel CD17	CR 407XP		MB5232XP			
260 1.8L DOHC 16v (Incl. Turbo) CA18DE, CA18DET	CR 407XP		MB5232XP			
261 2.0L SOHC 8v CA20E, CA20S	CR 407XP		MB5232XP			
262 2.0L SOHC 8v Diesel (Incl. Turbo) CD20, CD20-T			MB5232XP			

\* Normal street bearings \*\* HPT - Fluoropolymer Coated  
 • XPC pMaxKote, polymer coated • GPC silver based polymer coated • TFC Top Fuel/ Pro Mod, polymer coated

Engine	Race Rod Bearing		Race Main Bearing		Thrust Washer	Cam Bearing
	Non-Coated	Polymer Coated	Non-Coated	Polymer Coated		
263 2.0L DOHC 24v (Incl. Turbo) RB20DE, RB20DET	CR6752XP		MB7008XP	MB7008XPC		
264 2.0L DOHC 16v (Incl. Turbo) SR20DE, SR20DET	CR4136XP (17 mm rod width)	CR4136XPC (17 mm rod width)	MB5243XP	MB5243XPC		
265 2.0L SR20DET (GTiR), 16v	CR4587XP		MB5721XP		TW 139AM	
266 2.0L DOHC 24v VQ20DE	CR6752XP		MB4058XP		TW 271AM	
267 2.4L SOHC 12v KA24DE	CR4065XP		MB5595XP			
268 2.5L DOHC 24v (Incl. Turbo) RB25DET, RB25DETT	CR6697XP	CR6697XPC	MB7008XP	MB7008XPC		
269 2.5L DOHC 24v VQ25DE, VQ25DET	CR6752XP		MB4058XP		TW 271AM	
270 2.6L DOHC 24v Turbo RB26DETT	CR6697XP	CR6697XPC	MB7092XP	MB7092XPC		
271 3.0L SOHC 12v (Incl. Turbo) RB30E, RB30ET	CR6676XP		MB7008XP	MB7008XPC		
272 3.0L DOHC 24v VQ30DE, VQ30DET	CR6752XP		MB4058XP		TW 271AM	
273 3.0L SOHC 12v VG30i	CR6676XP		MB4104XP			
274 3.0L DOHC 24v Twin Turbo VG30DETT	CR6676XP		MB4104XP			
275 3.3L SOHC 12v VG33E	CR6676XP		MB4104XP			
276 3.5L DOHC 24v VQ35DE	CR6775XP		MB4058XP		TW 271AM	
277 3.5L VQ35HR	CR6902XP		MB4524XP	MB4524XPC	TW1042AM	
278 3.7L VQ37VHR	CR6902XP		MB4524XP	MB4524XPC	TW1042AM	
279 3.8L DOHC 24v Twin Turbo VR38DETT	CR6870XPN CR6870XPND	CR6870XPNC CR6870XPND	MB4524XP	MB4524XPC	TW1042AM	
280 4.5L VK45DD, VK45DE	CR8051XP		MB5770XP			
281 4.8L TB48DE	CR6715XP		MB7782XP			
282 5.6L VK56DE, VK56VD	CR8051XP		MB5770XP			
<b>OPEL</b>						
283 1.6L SOHC 8v 16N, 16SH	CR4017XP	CR4017XPC	MB5179XP	MB5179XPC		
284 1.6L SOHC 8v Diesel 16D, 16DA	CR4017XP	CR4017XPC	MB5179XP	MB5179XPC		
285 1.7L SOHC 8v Diesel 17D, 17DR	CR4017XP	CR4017XPC	MB5179XP	MB5179XPC		
286 1.8L 18SV	CR4017XP	CR4017XPC	MB5179XP	MB5179XPC		
287 1.8L SOHC 8v 18E, 18N, 18NV, 18S, 18SE, 18SEH	CR4017XP	CR4017XPC	MB5179XP	MB5179XPC		
288 1.8L SOHC 8v C18NE, C18NV, C18NT, C18NZ	CR4017XP	CR4017XPC	MB5179XP	MB5179XPC		
289 1.8L DOHC 16v C18XE, C18XEL	CR4017XP	CR4017XPC	MB5179XP	MB5179XPC		
290 1.8L SOHC 8v E18NV, E18NVR	CR4017XP	CR4017XPC	MB5179XP	MB5179XPC		
291 1.8L SOHC 8v S18NV	CR4017XP	CR4017XPC	MB5179XP	MB5179XPC		
292 1.8L DOHC 16v X18XE	CR4017XP	CR4017XPC	MB5179XP	MB5179XPC		
293 2.0L SOHC 16v C20SED	CR4017XP	CR4017XPC	MB5179XP	MB5179XPC		
294 2.0L SOHC 8v 20SE, 20SEH, 20SER, C20NE, C20LE, LT2, LT3	CR4017XP	CR4017XPC	MB5179XP	MB5179XPC		
295 2.0L DOHC 16v 20XE	CR4017XP	CR4017XPC	MB5179XP	MB5179XPC		
296 2.0L DOHC 16v Turbo C20LET	CR4017XP	CR4017XPC	MB5179XP	MB5179XPC		
297 2.0L DOHC 16v C20XE	CR4017XP	CR4017XPC	MB5179XP	MB5179XPC		
298 2.0L DOHC 16v X20SE, X20XEV, X20SED	CR4017XP	CR4017XPC	MB5179XP	MB5179XPC		
299 2.0L DOHC 16v LNF, LSJ	CR4017XP	CR4017XPC	MB5413CP*			
300 2.2L DOHC 16v C22SEL	CR4017XP	CR4017XPC				
301 2.2L DOHC 16v X22SE, X22XE	CR4017XP	CR4017XPC	MB5179XP	MB5179XPC		
302 2.2L DOHC 16v Y22SE	CR4017XP	CR4017XPC	MB5179XP	MB5179XPC		
303 2.2L DOHC 16v Z22SE Ecotec	CR4363XP	CR4363XPC	MB5413CP*			
304 2.2L DOHC 16v L42, L61, LAP	CR4363XP	CR4363XPC	MB5413CP*			
305 2.4L DOHC 16v LAF, LAT, LE5, LE9	CR4363XP	CR4363XPC	MB5413CP*			
306 2.8L, 3.2L V6 28NEL, Z28NET, Z32SE	CR6826XP		MB4272XP			
<b>PEUGEOT</b>						
307 1.3L SOHC 8v TU2.4, TU2J2	CR4493XP		MB5569AM*		TW 132AM	
308 1.4L SOHC 8v TU3A, TU3CP, TU3M, TU3S	CR4493XP		MB5569AM*		TW 132AM	
309 1.4L SOHC 8v TU3.2, TU3J2/Z, TU3JP ('88->)	CR4493XP		MB5729XP			
310 1.4L SOHC 8v TU3JP ('05->)			MB5729XP			
311 1.4L SOHC 8v XY6B, XY7, XY8	CR4493XP		MB5508AM*			
312 1.5L SOHC 8v Diesel TUD5			MB5729XP			
313 1.6L DOHC 16v EP6, EP6DT	CR4633XP		MB5758XP			
314 1.6L SOHC/DOHC 8v/16v TU5J2, TU5J4, TU5JP, TU5JP4	CR4493XP		MB5729XP			
315 1.6L SOHC 8v XU5J, XU5JP	CR4493XP					

\* Normal street bearings \*\* HPT - Fluoropolymer Coated  
 • XPC pMaxKote, polymer coated • GPC silver based polymer coated • TFC Top Fuel/ Pro Mod, polymer coated

Engine	Race Rod Bearing		Race Main Bearing		Thrust Washer	Cam Bearing
	Non-Coated	Polymer Coated	Non-Coated	Polymer Coated		
316	1.7L DOHC 16v EW7J4	CR4603XP		MB5760SI*		
317	1.8L SOHC 8v XU7JB, XU7JP	CR4603XP				
318	1.8L DOHC 16v XU7JP4	CR4603XP				
319	1.9L SOHC 8v XU92C, XU9S	CR4602XP		MB5182AM*		
320	2.0L DOHC 16v EW10A, EW10D, EW10J4, EW10J4S	CR4603XP		MB5760SI*		
321	2.2L DOHC 16v EW12J4	CR4603XP				
322	2.0L DOHC 16v XU10J4, XU10J4RS, XU10J4TE	CR4602XP		MB5129AM*		
323	2.0L SOHC 8v XU102C, XU10J2, XU10J2TE, XU10M	CR4602XP		MB5129AM*		
<b>PORSCHE</b>						
324	2.0L OHC (inc. Turbo) 911, 914	CR6855XP				
235	2.2L OHC 911	CR6855XP				
<b>RENAULT</b>						
326	1.2L SOHC 8v 129-5/XZ7R R14	CR4493XP		MB5508AM*		
327	1.4L SOHC 8v 150-X5J R14	CR4493XP		MB5508AM*		
328	1.7L SOHC 8v F1N, F2N, F2R, F3N	CR4019XP		MB5180XP		TW 162AM
329	1.8L SOHC 8v F3P	CR4019XP		MB5180XP		TW 162AM
330	2.0L SOHC 8v F3R	CR4019XP		MB5180XP		TW 162AM
331	1.8L DOHC 16v F7P	CR4019XP		MB5180XP		TW 162AM
332	2.0L DOHC 16v F7R	CR4019XP		MB5180XP		TW 162AM
333	1.6L SOHC 8v Diesel F8M	CR4019XP		MB5180XP		TW 162AM
334	1.9L SOHC 8v Diesel, Turbo Diesel F8Q	CR4019XP		MB5180XP		TW 162AM
<b>SAAB</b>						
335	2.0L B204, B205	CR4606XP				
336	2.3L B234, B235	CR4606XP				
337	2.8L Turbo V6 LP9	CR6826XP		MB4272XP		
<b>SUBARU</b>						
338	2.0L DOHC 16v (Incl. Turbo) EJ20 WRX/STI	CR4125XPG (for 52mm journal)	CR4125XPGC (for 52mm journal)	MB5382XPG (flange in pos. 5) MB5739XPG (housing +.002") MB5740XPG (housing +.005")	MB5382XPGC (flange in pos. 5)	
		CR4280XP (for 48mm journal)		MB5220XP (flange in pos. 3)		
339	2.0L 16v FA20	CR4616XPG	CR4616XPGC	MB5745XPG MB5799XPG (housing +.005")	MB5745XPGC	
340	2.0L 16v FB20	CR4622XP CR4689XP (housing +.003")		MB5745XPG MB5799XPG (housing +.005")	MB5745XPGC	
341	2.2L SOHC 16v/DOHC 16v (Incl. Turbo) EJ22 WRX/STI	CR4125XPG (for 52mm journal)	CR4125XPGC (for 52mm journal)	MB5382XPG (flange in pos. 5) MB5739XPG (housing +.002") MB5740XPG (housing +.005")	MB5382XPGC (flange in pos. 5)	
		CR4280XP (for 48mm journal)		MB5220XP (flange in pos. 3)		
342	2.5L 16v FB25	CR4622XP CR4689XP (housing +.003")		MB5745XPG MB5799XPG (housing +.005")	MB5745XPGC	
343	2.5L SOHC 16v/DOHC 16v (Incl. Turbo) EJ25 WRX/STI	CR4125XPG (for 52mm journal)	CR4125XPGC (for 52mm journal)	MB5382XPG (flange in pos. 5) MB5739XPG (housing +.002") MB5740XPG (housing +.005")	MB5382XPGC (flange in pos. 5)	
		CR4280XP (for 48mm journal)		MB5220XP (flange in pos. 3)		
344	3.0L DOHC 24v EZ30, EZ30D	CR6874XP		MB7772XP		
<b>SUZUKI</b>						
345	1.0L GSX-R1000 	CR1712XP STD-1/2/3/4/5 CR1712XP0.25-1/2/3/4/5 (graded)		MB1333XP STD-1/2/3/4/5 MB1333XP0.25-1/2/3/4/5 (graded)		TW1062AM
346	1.3L Hayabusa GSX1300R 	CR1711XP STD-1/2/3/4/5 CR1711XP0.25-1/2/3/4/5 (graded)		MB1332XP STD-1/2/3/4/5 MB1332XP0.25-1/2/3/4/5 (graded)		TW1060AM
347	1.3L SOHC 8v G13A	CR4605XP		MB5731XP		TW 134AM
348	1.3L DOHC 16v G13B	CR4605XP		MB5731XP		TW 134AM
349	1.3L SOHC 16v G13BB	CR4605XP		MB5731XP		TW 134AM
350	1.3L SOHC 8v G13BA	CR4605XP		MB5731XP		TW 134AM
351	1.5L DOHC 16v M15A	CR4594XP		MB5727XP		

\* Normal street bearings \*\* HPT - Fluoropolymer Coated  
 • XPC pMaxKote, polymer coated • GPC silver based polymer coated • TFC Top Fuel/ Pro Mod, polymer coated

Engine	Race Rod Bearing		Race Main Bearing		Thrust Washer	Cam Bearing
	Non-Coated	Polymer Coated	Non-Coated	Polymer Coated		
352	1.6L DOHC 16v M16A	CR4594XP		MB5727XP		
353	1.8L DOHC 16v M18A	CR4594XP		MB5727XP		
<b>TOYOTA</b>						
354	1.3L SOHC 8 v 2A, 2A-LC			MB5527XP		TW 231AM
355	1.4L DOHC 16v 6A-FC			MB5527XP		TW 231AM
356	1.5L SOHC 8 v 3A, 3A-C, 3A-U			MB5527XP		TW 231AM
357	1.5L DOHC 16v 5A-F, 5A-FE			MB5527XP		TW 231AM
358	1.6L SOHC 8v 4A-C, 4A-LC			MB5527XP		TW 231AM
359	1.6L DOHC 16v 4A-F, 4A-FE			MB5527XP		TW 231AM
360	1.6L DOHC 16v/20v 4A-GE	CR4032XP		MB5527XP		TW 231AM
361	1.6L DOHC 16v 4A-GEC, 4A-GELC	CR4032XP		MB5527XP		TW 231AM
362	1.6L DOHC 16v Supercharged 4A-GZE	CR4032XP		MB5527XP		TW 231AM
363	1.8L SOHC 8v 1S			MB5554XP	MB5554XPC	TW 226AM
364	1.8L DOHC 16v 4S-FE			MB5554XP	MB5554XPC	TW 226AM
365	1.8L DOHC 16v 7A-FE			MB5527XP		TW 231AM
366	1.8L DOHC 16v 2ZZ-GE	CR4608XP		MB5375XP		TW 185AM
367	2.0L 1RZ	CR4219XP		MB5089XP		TW 285AM
368	2.0L 4U-GSE	CR4616XPG	CR4616XPGC	MB5745XPG	MB5745XPGC	
369	2.0L SOHC 8v 2S, 2S-E			MB5554XP	MB5554XPC	TW 226AM
370	2.0L DOHC 16v 3S-FC, 3S-FE			MB5554XP	MB5554XPC	TW 226AM
371	2.0L DOHC 16v (Incl. Turbo) 3S-GE, 3S-GTE	CR4209XP	CR4209XPC	MB5554XP	MB5554XPC	TW 226AM
372	2.2L DOHC 16v 5S-FE			MB5554XP	MB5554XPC	TW 226AM
373	2.4L 2RZ-FE, 2TZ-FE	CR4219XP		MB5089XP		TW 285AM
374	2.5L DOHC 24v (Incl. Twin Turbo) 1JZ-GE, 1JZ-GTE	CR6754XP	CR6754XPC CR6754XPDC	MB7084XP	MB7084XPC	TW 284AM
375	2.7L 3RZ-FE	CR4219XP		MB5089XP		TW 285AM
376	3.0L DOHC 24v (Incl. Twin Turbo) 2JZ-GE, 2JZ-GTE	CR6754XP	CR6754XPC CR6754XPDC	MB7084XP	MB7084XPC	TW 284AM
377	4.0L DOHC 32v 1UZ-FE	CR 888XP		MB5286XP		TW 288AM
378	4.3L DOHC 32v 3UZ-FE	CR 888XP		MB5286XP		TW 288AM
379	4.5L DOHC 24v 1FZ-FE	CR6727XP		MB7049XP		TW 287AM
380	4.7L DOHC 32v 2UZ-FE	CR 888XP		MB5286XP		TW 288AM
<b>VOLKSWAGEN</b>						
See under AUDI/VOLKSWAGEN						
<b>VOLVO</b>						
381	2.0L SOHC 8v (Incl. Turbo) B200	CR4599XP				
382	2.0L DOHC 16v (Incl. Turbo) B204	CR4599XP				
383	2.0L DOHC 10v B5202	CR 509XP			MB 612XP	
384	2.3L SOHC 8v (Incl. Turbo) B230	CR4599XP				
385	2.3L DOHC 16v B234	CR4599XP				

\* Normal street bearings \*\* HPT - Fluoropolymer Coated  
 • XPC pMaxKote, polymer coated • GPC silver based polymer coated • TFC Top Fuel/ Pro Mod, polymer coated





# Interchange List :

ACL	KING	LINE
1B663HD	CR 807XPND	146, 148, 149, 152, 153, 172, 173, 174
10B1580H	CR 224GPC	78, 81
4B1060H	CR4540XP	106
4B1110H	CR4595XP	6, 7, 8, 9, 10
4B1146H	CR4481XP	237, 238, 240, 241, 243, 244, 245, 247, 253
4B1185H	CR4120XP	246, 248, 251, 252, 254
4B1236H	CR4586XP	249
4B1293H	CR4634XP	209
4B1490H	CR4042XP	54, 57, 58
4B1568H	CR4596XP	59, 64, 67
4B1584H	CR 222GPC	61, 74
4B1606H	CR4104XP	13, 14, 15, 16, 17, 18, 19, 20, 21, 22, 23, 24, 28, 29, 30, 31, 32, 33, 34, 41, 42
4B1609H	CR4597XP	27, 35, 36, 37
4B1630H	CR 407XP	257, 258, 259, 260, 261
4B1780H	CR4032XP	360, 361, 362
4B1856H	CR4608XP	366
4B1906H	CR4541XP	197, 204
4B1912H	CR4033XP	191, 195, 198, 199, 200, 201, 202, 203
4B1925H	CR4287XP	186, 192
4B1946H	CR 439XP	176, 181, 183, 184, 185, 187, 188, 189, 190, 194
4B1956H	CR4046XP	175, 177, 178, 179, 180, 193
4B1972H	CR4542XP	196, 205
4B1980A	CR4512SI	182
4B2010H	CR4606XP	335, 336
4B2166H	CR4440XP	109
4B2322H	CR4017XP	283, 284, 285, 286, 287, 288, 289, 290, 291, 292, 293, 294, 295, 296, 297, 298, 300, 301, 302
4B2726H	CR4599XP	381, 382, 384, 385
4B2746H	CR4065XP	267
4B2902H	CR4600XP	56
4B2903H	CR4537XP	55
4B2904H	CR4601XP	219
4B2960H	CR4136XP	264
4B2976H	CR4587XP	265
4B4390H	CR4515XP	110, 233
4B603H	CR 410XP	104, 105
4B7267H	CR4365XP	107, 108
4B7700H	CR4602XP	319, 322, 323
4B7712H	CR4493XP	307, 308, 309, 311, 314, 315, 326, 327
4B7736H	CR4603XP	316, 317, 318, 320, 321
4B7787H	CR4633XP	52, 53, 313
4B7820H	CR4019XP	328, 329, 330, 331, 332, 333, 334
4B8036H	CR4119XP	236, 239, 242
4B8050H	CR4607XP	250
4B8170H	CR4507XP	112, 235
4B8172H	CR4604XP	111, 234
4B8296H	CR4125XPG	338, 341, 343
4B8310H	CR4616XPG	339, 368

ACL	KING	LINE
4B8320H	CR4280XP	338, 341, 343
4B8325H	CR4622XP	340, 342
4B8336H	CR4605XP	347, 348, 349, 350
4B8351H	CR4002XP	220, 222, 223, 224, 225, 226, 227, 228, 229, 230, 231, 232
4B8366H	CR4209XP	371
4B8376H	CR4219XP	367, 373, 375
4B8430H	CR1712XP STD-2	345
4B8430H	CR1712XP STD-3	345
4B8430H	CR1712XP STD-4	345
4B8430HX	CR1712XP STD-1	345
4B8430H-.025	CR1712XP STD-5	345
4B8430H.25	CR1712XP0.25-1	345
4B8430H.25	CR1712XP0.25-2	345
4B8430H.25	CR1712XP0.25-3	345
4B8430H.25	CR1712XP0.25-4	345
4B8430H.25	CR1712XP0.25-5	345
4B8431H	CR1711XP STD-2	346
4B8431H	CR1711XP STD-3	346
4B8431H	CR1711XP STD-4	346
4B8431HX	CR1711XP STD-1	346
4B8431H-.025	CR1711XP STD-5	346
4B8431H-.25	CR1711XP0.25-1	346
4B8431H-.25	CR1711XP0.25-2	346
4B8431H-.25	CR1711XP0.25-3	346
4B8431H-.25	CR1711XP0.25-4	346
4B8431H-.25	CR1711XP0.25-5	346
4B8440H	CR4594XP	351, 352, 353
6B1140H	CR6629XP	255, 256
6B1227H	CR6618XP	143
6B1490H	CR6640XP	60, 63, 65, 68, 69, 70, 71, 76
6B1497H	CR6853XP	75
6B1515H	CR6854XP	73
6B1569H	CR6877XP	77
6B1584H	CR 222GPC	61, 74
6B1995H	CR6837XP	206, 207
6B2150H	CR 618XP	114, 116, 117, 118, 120, 121, 122, 123
6B2150H	CR 618XP	114, 116, 117, 118, 120, 121, 122, 123
6B2270H	CR6826XP	11, 142, 169, 306, 337
6B2306H	CR6664XP	144, 166, 167
6B2380H	CR6649XP	158, 159, 160, 161, 162, 163, 164, 165
6B2390H	CR6676XP	271, 273, 274, 275
6B2452H	CR6855XP	324, 325
6B2500H	CR6870XPND	279
6B2630H	CR6752XP	263, 266, 269, 272
6B2640H	CR6775XP	276
6B2955H	CR6715XP	281
6B2960H	CR6697XP	268, 270
6B5530H	CR6764XP	48, 49

ACL	KING	LINE
6B7990H	CR6727XP	379
6B8100H	CR6754XP	374, 376
8B1227H	CR8005XP	3, 138
8B1442H	CR 868XPND	125, 126, 127, 128, 131, 132, 133, 134, 135
8B1580H	CR 224GPC	78, 81
8B1663H	CR8028XP	1
8B1808H	CR8032XPND	90, 94, 96
8B2356H	CR8007XP	168, 170, 171
8B2990H	CR8051XP	280, 282
8B481H	CR 805XPND	87, 88, 89, 92
8B527HD	CR 806XPND	91, 93, 95, 97, 98, 99, 100, 101
8B634H	CR 804XPND	124, 129, 130
8B634HD	CR 804XPND	124, 129, 130
8B663H	CR 807XPND	146, 148, 149, 152, 153, 172, 173, 174
8B743H	CR 808XPND	147
8B743HD	CR 808XPND	147
8B745H	CR 803XPND	145
8B745HD	CR 803XPND	145
8B831P	CR 814XPND	137
8B8091H	CR 888XP	377, 378, 380
8B927H	CR 813XPND	136
5C100S	CS5503HP	148
5C1001S	CS5510HP	148
5C1111S	CS 517HP	139, 140
5C287S	CS 534HP	145
5C290S	CS 507HP	145, 146, 153
5C3349C	CS 507HP	145, 146, 153
5C4636	CS 512HP	87, 88, 89, 92
5C510S	CS 514HP	124, 129, 130, 137
5C5616	CS 514HP	124, 129, 130, 137
5C5696	CS 516HP	136
5C616S	CS 524HP	152
5C710C	CS 516HP	136
5C875S	CS 512HP	87, 88, 89, 92
5C876S	CS 533HP	99, 100, 101
6C1100A	CS 604BB	125, 126
6C1200S	CS 605BB	128
6C1201A	CS 606BB	127, 128
6C1201S	CS 605BB	128
4M1149H	MB 458XP	255, 256
4M1996H	MB4508XP	206, 207
4M2273H	MB4272XP	11, 142, 169, 306, 337
4M2505H	MB4524XP	277, 278, 279
4M2633H	MB4058XP	266, 269, 272, 276
4M2737H	MB4104XP	273, 274, 275
4SM2222H	MB5737XP	144, 166, 167
5M1010H	MB5503XP	136, 138
5M1038H	MB 509XP	153
5M1039H	MB5650XP	139, 140
5M1112H	MB 511XP	6, 7, 8, 9, 10
5M1117H	MB 582XP	113
5M1144H	MB5227XP	237, 238, 240, 241, 243, 244, 245, 247, 253
5M1186H	MB5209XP	248, 251
5M1219H	MB5315XP	246, 248, 251, 252, 254
5M1237H	MB5722XP	249

ACL	KING	LINE
5M1295H	MB5771XP	209
5M1432H	MB5505XP	137
5M1538H	MB5082XP	54, 57, 58
5M1633H	MB5232XP	257, 258, 259, 260, 261, 262
5M1644H	MB5566XP	13, 19, 22, 23, 25, 33, 34
5M1677	MB5129AM	322, 323
5M1695H	MB5527XP	354, 355, 356, 357, 358, 359, 360, 361, 362, 365
5M1743H	MB5278XP	113
5M1857H	MB5375XP	366
5M1913H	MB5673XP	195, 199
5M1932A	MB5244AM	175
5M1957H	MB5568XP	177, 178, 179, 180, 182, 190, 191, 198, 200, 204
5M1959H	MB5259XP	176, 181, 184, 185, 186, 192, 193, 196, 197, 205
5M2007H	MB5353XP	125
5M2152H	MB 512XP	104, 105, 106
5M2167H	MB5672XP	109
5M2220H	MB5840XP	90, 94, 96
5M2232A	MB5413CP	141, 299, 303, 304, 305
5M2357H	MB5381XP	168, 170, 171
5M2747H	MB5595XP	267
5M2797H	MB5729XP	309, 310, 312, 314
5M2908H	MB5730XP	219
5M2964H	MB5243XP	264
5M2975H	MB5721XP	265
5M2995H	MB5770XP	280, 282
5M429H	MB 554XP	145
5M590H	MB 529XP	124, 129, 130
5M5647H	MB5283XP	127, 128
5M7296H	MB5280XP	126, 132, 133, 134
5M7298H	MB5013XP	148, 172, 173, 174
5M7708A	MB5569AM	307, 308
5M7788H	MB5758XP	52, 53, 313
5M7807H	MB5180XP	328, 329, 330, 331, 332, 333, 334
5M829H	MB 556XPND	152
5M896P	MB5116XP	99, 100, 101
5M8037H	MB5176XP	236, 239, 242, 250
5M8088H	MB5286XP	377, 378, 380
5M8092H	MB5286XP	377, 378, 380
5M8297H	MB5220XP	338, 341, 343
5M8309H	MB5382XPG	338, 341, 343
5M8309HOS2	MB5739XPG	338, 341, 343
5M8309HOS5	MB5740XPG	338, 341, 343
5M8312H	MB5745XPG	339, 340, 342, 368
5M8337H	MB5731XP	347, 348, 349, 350
5M8353H	MB5304XP	220, 221, 222, 223, 224, 225, 226, 227, 228, 229, 230, 231, 232
5M8361H	MB5554XP	363, 364, 369, 370, 371, 372
5M8378H	MB5089XP	367, 373, 375
5M8434H	MB1332XP STD-2	346

ACL	KING	LINE
5M8434H	MB1332XP STD-3	346
5M8434H	MB1332XP STD-4	346
5M8434HX	MB1332XP STD-1	346
5M8434H-.025	MB1332XP STD-5	346
5M8434H-.25	MB1332XP0.25-1	346
5M8434H-.25	MB1332XP0.25-2	346
5M8434H-.25	MB1332XP0.25-3	346
5M8434H-.25	MB1332XP0.25-4	346
5M8434H-.25	MB1332XP0.25-5	346
5M8443H	MB5727XP	351, 352, 353
5M8596A	MB5707SI	82, 208
5M909H	MB 557XP	146
7M1532H	MB7039XP	60, 63, 65, 68, 69, 70, 71, 73, 75, 76, 77
7M2092H	MB7063XP	120, 122
7M2094H	MB7790XP	120, 122
7M2158H	MB7703XP	118, 121
7M2394H	MB7008XP	263, 268, 271
7M2398H	MB7704XP	164, 165
7M2428H	MB7092XP	270
7M5532H	MB7089XP	48, 49
7M7989H	MB7049XP	379
7M8103H	MB7084XP	374, 376
1T1219	TW 173AM	248, 251, 252, 254
1T1237	TW1050AM	82, 208, 249
1T1853	TW 185AM	366
1T1937	TW 152AM	188, 194, 201, 202, 203
1T1952	TW 110AM	175, 183, 187, 189
1T1957	TW 140AM	176, 177, 178, 179, 180, 181, 182, 184, 185, 186, 190, 191, 192, 193, 195, 196, 197, 198, 199, 200, 204, 205
1T2505	TW1042AM	277, 278, 279
1T2964	TW 139AM	265
1T611S	TW1003AM	90, 94, 96
1T7807	TW 162AM	328, 329, 330, 331, 332, 333, 334
1T8037	TW 143AM	236, 239, 242, 250
1T8337	TW 134AM	347, 348, 349, 350
1T8353	TW 133AM	220, 221, 222, 223, 224, 225, 226, 227, 228, 229, 230, 231, 232
2T1644	TW2010AM	12, 13, 14, 15, 16, 17, 18, 19, 20, 21, 22, 23, 24, 25, 26, 27, 28, 29, 30, 31, 32, 33, 34, 41
2T1689	TW 226AM	363, 364, 369, 370, 371, 372
2T1695	TW 231AM	354, 355, 356, 357, 358, 359, 360, 361, 362, 365
2T2167	TW2022CP	109
2T2633	TW 271AM	266, 269, 272, 276
2T7989	TW 287AM	379
2T8092	TW 288AM	377, 378, 380
2T8103	TW 284AM	374, 376
2T8377	TW 285AM	367, 373, 375

# Interchange List :

CLEVITE	KING	LINE
CB-1120HN(4)	CR4481XP	237, 238, 240, 241, 243, 244, 245, 247, 253
CB-1353H(4)	CR 439XP	176, 181, 183, 184, 185, 187, 188, 189, 190, 194
CB-1413VK(1)	CR1035GPC	102
CB-1426H(4)	CR4104XP	13, 14, 15, 16, 17, 18, 19, 20, 21, 22, 23, 24, 28, 29, 30, 31, 32, 33, 34, 41, 42
CB-1442HN(8)	CR 868XPN	125, 126, 127, 128, 131, 132, 133, 134, 135
CB-1442HNK(8)	CR 868XPNC	125, 126, 127, 128, 131, 132, 133, 134, 135
CB-1453H(4)	CR4002XP	220, 222, 223, 224, 225, 226, 227, 228, 229, 230, 231, 232
CB-1461HN(4)	CR4046XP	175, 177, 178, 179, 180, 193
CB-1512M(8)	CR 863HPN	91, 93, 95, 97, 98, 99, 100, 101
CB-1512V(8)	CR 806TFC	100, 101
CB-1628H(6)	CR6754XP	374, 376
CB-1629H(4)	CR4136XP	264
CB-1643H(4)	CR4120XP	246, 248, 251, 252, 254
CB-1657H(4)	CR4125XPG	338, 341, 343
CB-1663H(8)	CR8028XP	1
CB-1785H(4)	CR4287XP	186, 192
CB-1805HK(8)	CR8037GPC	154
CB-1808HN(8)	CR8032XPN	90, 94, 96
CB-1838H(4)	CR4507XP	112, 235
CB-1840H(4)	CR4515XP	110, 233
CB-1856HN(8)	CR 867XPN	2
CB-1859P(4)	CR4512SI	182
CB-1861H(4)	CR4542XP	196, 205
CB-1918H(4)	CR4586XP	249
CB-481HN(8)	CR 805XPN	87, 88, 89, 92
CB-527HND(8)	CR 806XPND	91, 93, 95, 97, 98, 99, 100, 101
CB-527HNDK(8)	CR 806XPNDK	91, 93, 95, 97, 98, 99, 100, 101
CB-634HN(8)	CR 804XPN	124, 129, 130
CB-634HND(8)	CR 804XPND	124, 129, 130
CB-634HNDK(8)	CR 804XPNC	124, 129, 130
CB-663HN(8)	CR 807XPN	146, 148, 149, 152, 153, 172, 173, 174
CB-663HND(8)	CR 807XPND	146, 148, 149, 152, 153, 172, 173, 174
CB-663HNDK(8)	CR 807XPNDK	146, 148, 149, 152, 153, 172, 173, 174
CB-663HNDK(8)	CR 807XPNDK	146, 148, 149, 152, 153, 172, 173, 174
CB-675H(1)	CR1629XP	210, 211
CB-743HN(8)	CR 808XPN	147
CB-743HND(8)	CR 808XPND	147
CB-743HNDK(8)	CR 808XPNDK	147
CB-743VND(8)	CR 808TFC	147, 152
CB-745HN(8)	CR 803XPN	145
CB-745HND(8)	CR 803XPND	145
CB-745HNDK(8)	CR 803XPNDK	145
CB-831HN(8)	CR 814XPN	137
CB-927HN(8)	CR 813XPN	136
MS-1010H	MB5503XP	136, 138
MS-1038H	MB 509XP	153
MS-1038HK	MB 509XPC	153
MS-1039V	MB5650TFC	139, 140
MS-1039H	MB5650XP	139, 140
MS-1351AL	MB5508AM	311, 326, 327
MS-1432H	MB5505XP	137
MS-1564P	MB5224AM	4
MS-1602AL	MB5129AM	322, 323
MS-1612AL	MB5569AM	307, 308
MS-1649AL	MB5182AM	319
MS-1795M	MB5116HP	99, 100, 101
MS-1795V	MB5116TFC	100, 101
MS-1802H	MB5304XP	220, 221, 222, 223, 224, 225, 226, 227, 228, 229, 230, 231, 232
MS-1804H	MB5568XP	177, 178, 179, 180, 182, 190, 191, 198, 200, 204
MS-1806AL	MB5244AM	175
MS-2007H	MB5353XP	125

CLEVITE	KING	LINE
MS-2014H	MB7084XP	374, 376
MS-2015H	MB5243XP	264
MS-2039H	MB5209XP	248, 251
MS-2095H	MB5259XP	176, 181, 184, 185, 186, 192, 193, 196, 197, 205
MS-2198H	MB5283XP	127, 128
MS-2199H	MB5013XP	148, 172, 173, 174
MS-2199HK	MB5013XPC	148, 172, 173, 174
MS-2202H	MB5280XP	126, 132, 133, 134
MS-2232AL	MB5413CP	141, 299, 303, 304, 305
MS-2245H	MB5442XP	110, 111, 112, 233, 234, 235
MS-2258H	MB5382XPG	338, 341, 343
MS-2261H	MB5315XP	246, 248, 251, 252, 254
MS-2292H	MB5734XP	131
MS-2295H	MB5280XP	126, 132, 133, 134
MS-2296H	MB5840XP	90, 94, 96
MS-2307H	MB5722XP	249
MS-2309H	MB5673XP	195, 199
MS-2321H	MB5777XP	149
MS-2339H	MB5838XP	151
MS-540H	MB 558XP	87, 88, 89
MS-590H	MB 529XP	124, 129, 130
MS-590HK	MB 529XPC	124, 129, 130
MS-829H	MB 556XPN	152
MS-829HK	MB 556XPNC	152
MS-829V	MB 556TFC	152
MS-909H	MB 557XP	146
MS-909HK	MB 557XPC	146
SH-1111S	CS 517HP	139, 140
SH-1321S	CS 514HP	124, 129, 130, 137
SH-1349S	CS 507HP	145, 146, 153
SH-1349S	CS 507HPT	145, 146, 153
SH-1995S	CS5510HP	148
SH-2160S	CS5503HP	148
SH-287S	CS 534HP	145
SH-616S	CS 524HP	152
SH-710S	CS 516HP	136
SH-875S	CS 512HP	87, 88, 89, 92
SH-876S	CS 533HP	99, 100, 101
TW-232S	TW 132AM	307, 308
TW-303S	TW 226AM	363, 364, 369, 370, 371, 372
TW-327S	TW 110AM	175, 183, 187, 189
TW-339S	TW2010AM	12, 13, 14, 15, 16, 17, 18, 19, 20, 21, 22, 23, 24, 25, 26, 27, 28, 29, 30, 31, 32, 33, 34, 41
TW-340S	TW2009AM	38, 39, 40, 43, 44, 45, 46, 47
TW-401S	TW 231AM	354, 355, 356, 357, 358, 359, 360, 361, 362, 365
TW-455S	TW 134AM	347, 348, 349, 350
TW-472S	TW 133AM	220, 221, 222, 223, 224, 225, 226, 227, 228, 229, 230, 231, 232
TW-473S	TW 140AM	176, 177, 178, 179, 180, 181, 182, 184, 185, 186, 190, 191, 192, 193, 195, 196, 197, 198, 199, 200, 204, 205
TW-587S	TW 152AM	188, 194, 201, 202, 203
TW-588S	TW 288AM	377, 378, 380
TW-589S	TW 284AM	374, 376
TW-590S	TW 139AM	265
TW-592S	TW 226AM	363, 364, 369, 370, 371, 372
TW-598S	TW 287AM	379
TW-604S	TW 285AM	367, 373, 375
TW-605S	TW 143AM	236, 239, 242, 250
TW-610S	TW 312AM	154
TW-611S	TW1003AM	90, 94, 96
TW-677S	TW 173AM	248, 251, 252, 254
TW-678S	TW 271AM	266, 269, 272, 276
TW-683S	TW 185AM	366

# How to Identify a King Bearing Set

## 1 Bearing types:

- **MB** - Main Bearing Set
- **CR** - Con Rod Bearing Set
- **CS** - Camshaft Bearing Set
- **TW** - Thrust Washer Set
- **PB** - Pin bushing set

## 2 Number of pairs in a set

## 3 Random code

## 4 Material construction:

### Main & Rod Bearing Suffixes

- **HP** - Bi-metal aluminum silicon alloy
- **XP** - Tri-metal copper lead
- **XPC** - Tri-metal copper lead, polymer coated
- **TFC** - Tri-metal strengthened steel, special coper lead, polymer coated
- **GPC** - Tri-metal silver overlay, polymer coated

### Thrust Washer Suffix

- **AM** - Aluminum tin based material

### Cam Bearing Suffixes

- **BB** - Lead based Babbitt material
- **HP** - Micro Babbitt, chill cast & burnished construction
- **HPT** - HP construction with fluoropolymer coating

## 5 Bearing Features:

- **N** - Narrowed
- **D** - Dowel

## 6 Dimension/Undersize e.g. "STD" for standard, X equals .001" extra clearance

### Dimension/Sizes:

Bearing Size - Inches	STDX	STD	.001"	.010X	.010"	.011"	.020X	.020"	.021"	.030"
Bearing Size - Metric	STDX	STD	.026		0.25			0.5		0.75
Crankshaft Undersize	0	0	0	-.010"	-.010"	-.010"	-.020"	-.020"	-.020"	-.030"
Additional Shell Thickness (on nominal)	-.0005"	0	+.0005"	+.0045"	+.005"	+.0055"	+.0095"	+.010"	+.0105"	+.015"

## 7 Item barcode

## 8 i-King code for online verification and warranty activation







[www.kingracebearings.com](http://www.kingracebearings.com)

© 2020-2021 King Engine Bearings

pMaxBlack™, pMaxKote™, Bull's Eye Tolerance™, ElliptiX™, U-Groove™, EccentriX™, SecureBond™, RadiaLock™ and SmartLug™ are trademarks of King Engine Bearings. The information in this brochure contains general performance descriptions subject to engine customization, which therefore may not always apply as described, or may change due to product developments.

KEB-1101-UO0122

